


Give your students a **storehouse of words** to use when reading, writing, listening and speaking! A great and worthy mission!


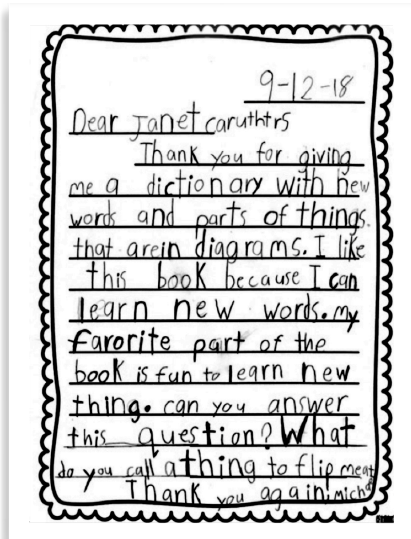
Why? Vocabulary size is one of the strongest predictors of reading development and academic success.*

The author, Janet Caruthers, Ed. S., was a teacher in Title 1 schools for over 25 years. It was there that she started a list of **foundational, everyday** words her students didn't know (but should have). She decided to do something about it, so she turned her list into a couple of books! Many of your students didn't learn these words in their homes either, creating a gap between the words they **should** know for reading success and the ones they actually **do** know. This book, along with the supporting resources, can help you fill in that gap. Each of your students will receive a dictionary to use at school, and then take home at the end of the school year.





Children love this book!

Service organizations have been distributing these Illustrated Dictionaries to 2nd graders for years, and the students really love working with the pictures and labels. It makes them feel smart and more confident! That's what we want.



After creating the Illustrated Dictionary, Janet decided to create a Toolkit to go along with it, to help activate and review the new words, while nicely fitting into your existing routines. The activities will help develop critical thinking skills, broaden concept knowledge, build background knowledge, and more. You can use it in literacy centers, as part of shared reading or refer to it during your read-alouds, as vocabulary instruction.




Janet included this in The Dictionary Toolkit and there is also a download on her website if you would prefer to print a copy. She thinks you will love it. Just project (or write) one of the 100 bellwork assignments on the board each morning. Students will copy and answer the questions by using their own Illustrated Dictionary. As they use multiple pages to answer the questions, they will be getting multiple exposure to the new words (essential to making the words their own). When you discuss later, you'll be building concepts, critical thinking and more. You and your students will have fun with this!

Janet's website (<https://ChildrensLiteracyPublications.com>) includes a dedicated **Teacher Page** with free printable activities created to activate and review the new words in The Illustrated Dictionary. It also offers a training video for using the Toolkit, a printable copy of 100 Days of Bellwork, as well as other information about effectively teaching vocabulary. The printable Word Searches have an interesting twist that you've probably never tried before. Check out *The Magic of Continuums*. You might not have thought to include continuums (semantic gradients) in your lessons, but students love it, and it sparks great conversations! There's great classroom tested ideas for vocabulary word walls, too.

Teacher Page



Printable Activities



Training Video



This is how you can give your students a storehouse of words they can draw from when reading, writing, listening and speaking. You will be filling in the gap!

*Moody et al. (2018) Vocabulary Instruction: A Critical Analysis of Theories, Research, and Practice.

Janet Caruthers, Ed. S. (B.A. - Elementary and Early Childhood Education, ESOL; M.A. - English, Ed. S. - Reading)
A classroom teacher in Title 1 schools for over 25 years, also an Academic Intervention Specialist and Reading/
Writing Resource Teacher

<https://ChildrensLiteracyPublications.com>